
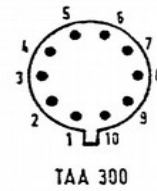
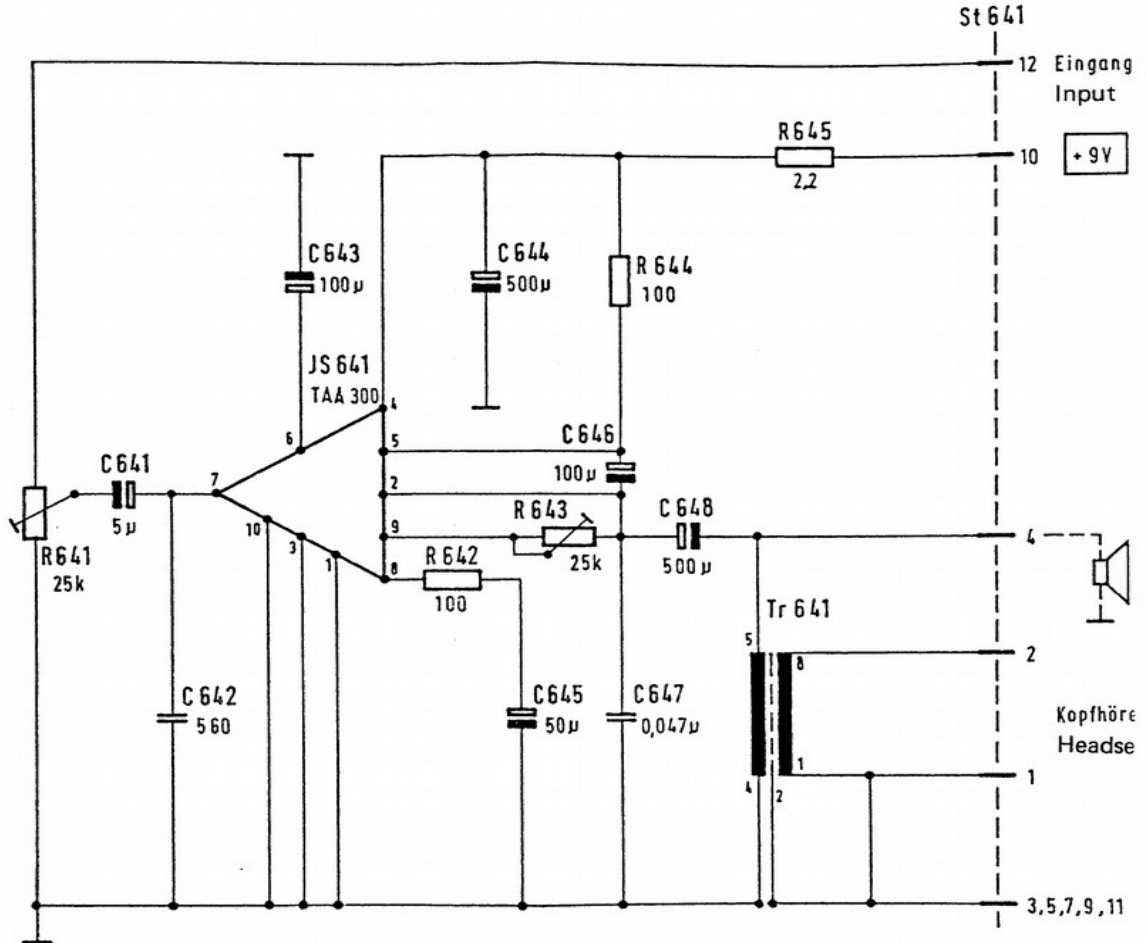


## Abhörverstärker

On this card the „power“ amplifier to drive the internal monitor speaker is found.

All low voltage electrolytic capacitors were replaced as the old types dry out over the years. The grey units now are solid tantalum capacitors, used here because they were in stock. Modern industrial Al components, as e.g. the blue unit, are ok, just select the not so common radial variety to fit the board. 85°C is ok here.





Abhörverstärker  
 Zg.Nr. 52.1266.640-000 STR  
 Monitoring Amplifier  
 Drawing No. 52.1266.640-000 STR




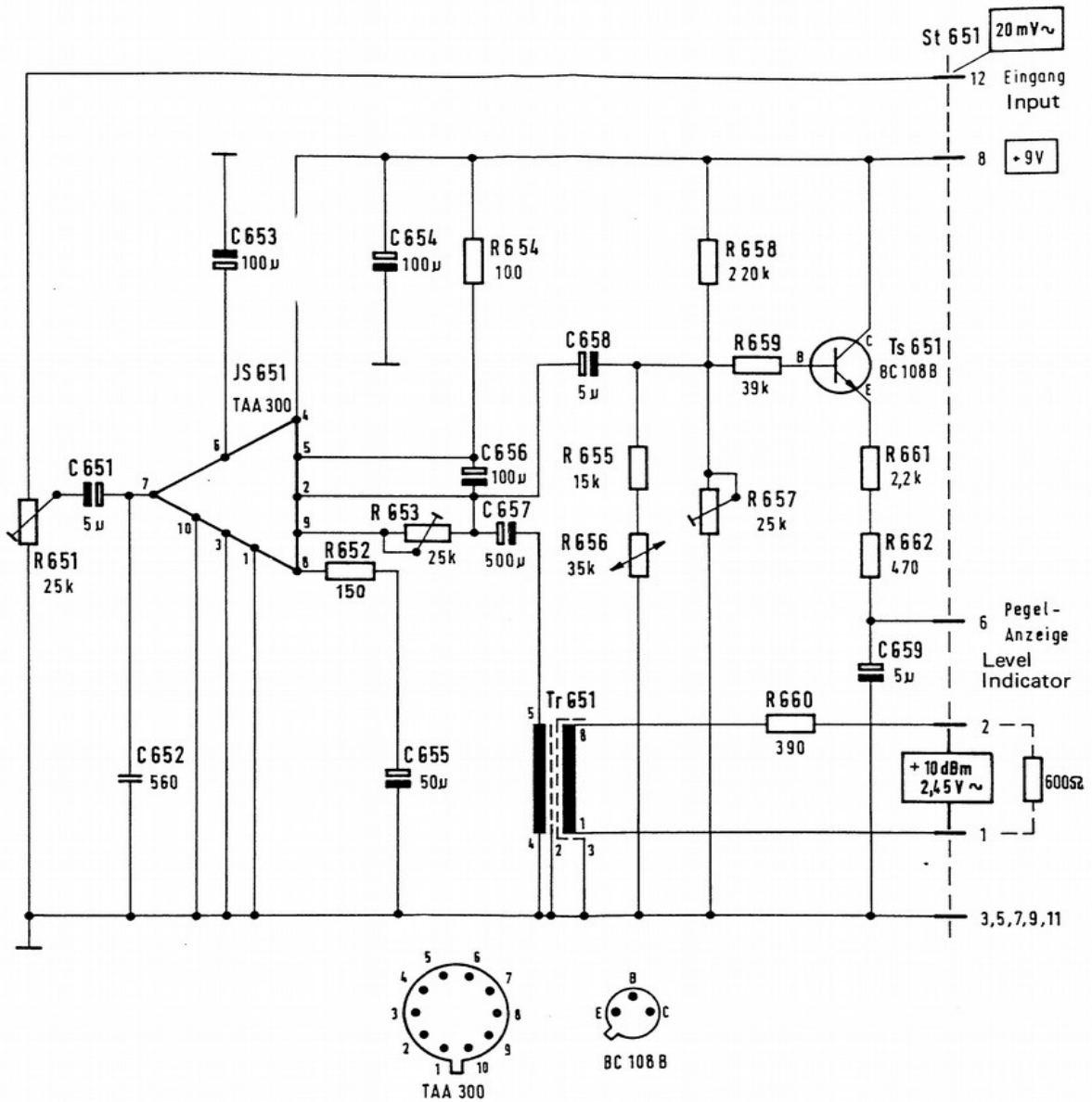
Scan by hb9ajg, tnx!

## Leitungsverstärker

On this card is the line amplifier which drives the external 600 ohm audio output. In some receivers this is optional, e.g. when part of a RTTY receiving system (Transradio 21).

All low voltage capacitors have been replaced, the same notes as above apply.





Leitungsverstärker  
Zg.Nr. 52.1266-650-00 STR

Line Amplifier  
Zg.Nr. 52.1266-650-00 STR



Scan by hb9ajg, tnx!